

Math evaluation Kg1t2


اعداد
ميس / حكمت شلبي

Name/

Math evaluation Kg1t2

.Complete writing the numbers

Lesson 61 to 70



0

.....

.....

3

.....

.....

6

.....

9



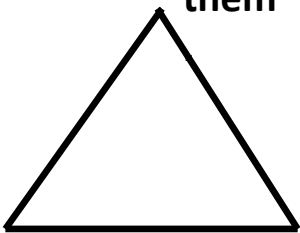
.....

.....

Divide the number 10 into two equal groups and color each group a different color



Color the geometric shapes and draw something to represent them



--	--	--	--


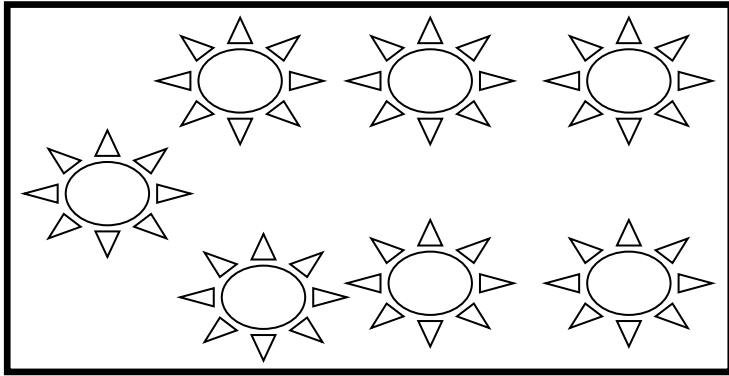
(H.sh)

Name/.....


Math evaluation Kg1t2

Complete the number up to 10

from Lesson 71 to 80



.Circle the second and fifth and color them



Say where is the place?



Where are the
?cups? Up --- Down

Where is the
boy? In front ---- Back

Where is the ball?
Down ---- Up




(H.sh)

Name/.....

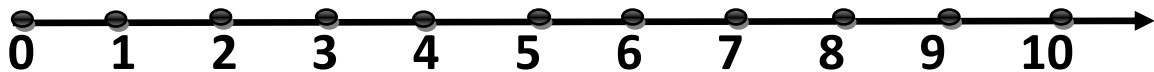
Math evaluation Kg1t2

From lesson 81 to 90

Add & Subtract



.Use the setting line



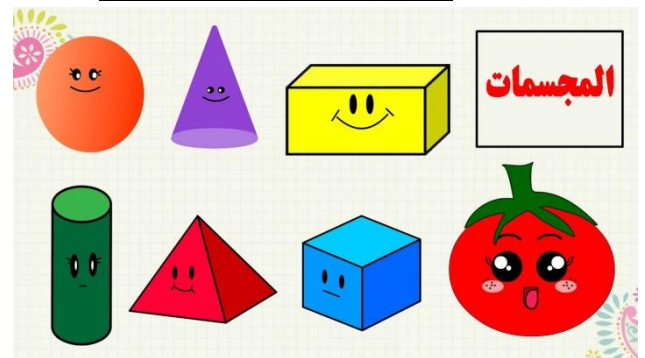
.Let's name the shapes



.....
Pounds




.....
Pounds



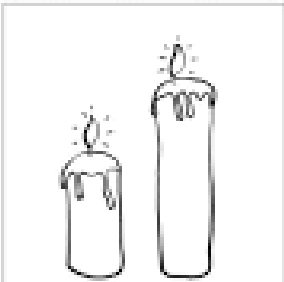

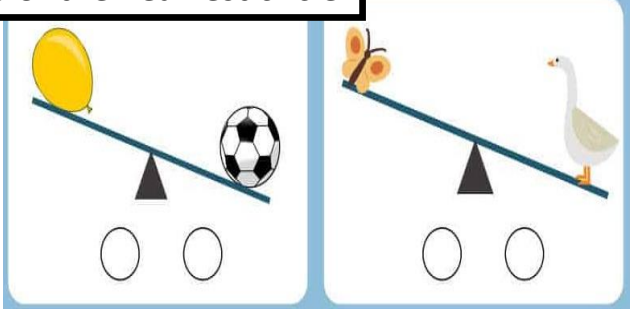
(H.sh)

Name/.....


Math evaluation Kg1t2





Color the heaviest circle



Let's color the tallest



Lesson 91 to 100



Arrange in ascending order

	3	5	2	4	






(H.sh)

Name/.....




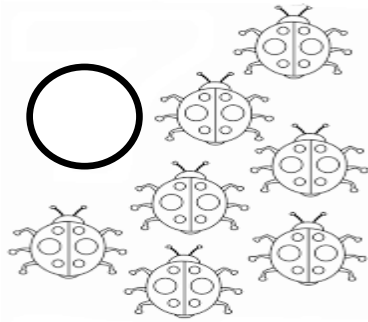
Math evaluation Kg1t2

Draw by number

lesson 101 to 110



Write the correct number



Complete using (< , = , >)

1	9
---	-------	---

5	4
---	-------	---

4	3
---	-------	---

7	10
---	-------	----

(H.sh)

Name/.....

Math evaluation Kg1t2

lesson 111 to 120

Add & Subtract

1	+	3	=	4	-	2	=
2	+	4	=	6	-	3	=
3	+	5	=	7	-	1	=
4	+	4	=	5	-	0	=
3	+	2	=	8	-	4	=
1	+	5	=	7	-	5	=
2	+	1	=	9	-	4	=
5	+	5	=	1	-	1	=
4	+	3	=	6	-	0	=
3	+	5	=	3	-	3	=

(H.sh)